



Adobe Workfront release 24.1

Thanks for joining us. The webinar will
begin shortly.



Artwork by Leandro Alzate

Today's presenters



Chris O'Neal
Product Marketing



Jason Barron
Product Management



Jeremy Flores
Product Management

24.1 Quarterly release overview

The following slides outline new features launching in the 24.1 release set to launch the week of January 15.

These slides are an overview, and more details can be found on [Experience League](#).

**This deck does not include Fusion enhancements or maintenance items (fixes) that come off Workfront's regular maintenance cycle.*



This slide was not included in the release webinar.

Your home for work and collaboration

Main take-aways for 24.1:

- **New Home:** Configure layouts and delegate work.
- **Commenting:** Search enhancements and convenient new ways to add images.
- **Unified review & approval** (limited release): Remind reviewers to make a decision, show approval status of a document version, indicate when you've finished a review, and view pending approvals and outstanding approvers from New Home.

The screenshot displays the Adobe Workfront interface for a project titled "Christmas Campaign and Banner Ads". The top navigation bar includes "Marketing Portfolio / Holiday 2019", "Percent Complete" (33%), "Project Owner" (three user icons), "Planned Completion" (12/07/2018), and "Status" (In progress). The main content area is divided into a "Tasks" table and a "Details" sidebar.

NAME	OWNER	DESCRIPTION
CRM	Marian Reid	Sed posuere consectetur est at lobortis.
Corporate Sales Initiative	Seth Summers	Cras justo odio, dapibus ac facilisis in, egestas eget quam.
Cruzer Web Site	Lina Ramos	Cras mattis consectetur purus sit amet fermentum.
FIFA World Cup Brazil Event	Luke Soto	Sed posuere consectetur est at lobortis.
Grid Indoor Ball Lunch	Luella Ryen	Sed posuere consectetur est at lobortis.
Localization	Chester King	Cras justo odio, dapibus ac facilisis in, egestas eget quam.
Marketing Team Merger	Charlotte Warner	Sed posuere consectetur est at lobortis.
Black Friday Banners	Marcus Brown	Create sales banners for brick & mortar department stores
Product Launch Project	Zachary Crawford	Sed posuere consectetur est at lobortis.
San Diego Satellite Office	Earl Flowers	Along with conventional advertising and below the line activities, organizations and corporate bodies have come to realize that they need to invest in trade shows in order to create maximum recall.
Confirm current number of servers	Bonginkosi Mdladana	Determine a Rough Order of Magnitude for the ROM range.
Deployment of IT Governance	Darius Cummings	Login to Requests> New Requests
Allowing users to reply to email	Gauthier Drewitt	Identify what we should be doing that we are NOT currently doing.
Run Staging Environment	Otnar Doležal	Establish priority order of arrival
Prepare Test conditions and cases	Chandriavandan Karmakar	Provide details about how expenses are recorded.
Workload Implementation and	Emilee Smychenko	Identify business integration points (accounting, payroll, compliance, etc.)

The "Details" sidebar for the "Black Friday Banners" project shows a 32% completion bar, a description: "Affiliate marketing is the latest trend online. We products to sell and services to offer, sometimes one site isn't enough. Thus, advertisers or me See more", a reference number "24697513", a status of "In Progress", and a condition of "Going Smoothly".

Adobe Summit

The Digital Experience Conference

March 25–28, 2024 | Las Vegas and online



Adobe Summit – Sessions

In-person break-out sessions (9)

S301	Spilling the Tea: How Workfront Uses Workfront for Planning and Workflow	S302	Future of Workfront	S303	Simplifying the Workfront Experience Through AI
S304	Unifying Work into a Marketing System of Record	S305	Revolutionizing Content Production with Adobe GenStudio	S306	Dell and its Enterprise Rollout of Workfront
S307	Marriott's Workfront Journey from Human Glue to Automagical Personalization	S308	Vanguard's Top Adobe Workfront Tips and Tricks	S309	Unlocking Adobe Workfront Data Visualization

Virtual-only sessions (2)

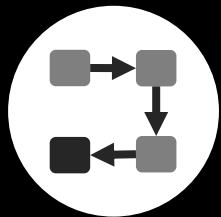
VS310	How Cognizant Effectively Manages Multiple Adobe Workfront Groups	VS311	Mayo Clinic on Resource Management in Workfront
-------	---	-------	---

Hands-on labs (5)

L312	Mastering Workfront + Marketo for Campaign Management, Powered by Fusion	L313	Supercharge Your Business Processes with Workfront Board Automations	L314	Configure Workfront to Succeed in Adoption, Governance, and Lean Execution
L315	Workfront Workforce Optimization: Harnessing Advanced Resourcing	L316	Use Workfront to Transform Site Data into Strategic Success and Action		

Skill exchange (2)

S956	How Mattel is Leveraging Workfront Boards	S957	Workfront Experience Makers Spotlight (Cognizant, Western Alliance Bank)
------	---	------	--




Power the Adobe GenStudio for Enterprises

Connecting workflows and technologies to unlock content velocity and personalization at scale



The updates in this section are about GenStudio features in various pre-release stages

Workfront reporting strategy

 Workfront Reporting Guide	Need	Use Case	Native	Business Intelligence (such as Power BI, Tableau)	Fusion/API
	Real-time reporting on current work	<ul style="list-style-type: none"> Status reports and updates Visibility into budgeted vs. actual resources used Make strategic changes to plan based on report insights 	x		
	Work data visualization	<ul style="list-style-type: none"> Define and report on KPIs Conditional formatting of lists Scrum burndown 	x		
	Manage work and share reports	<ul style="list-style-type: none"> Customize work list to inform users of next priorities Distribute reports across Workfront teams and individuals Share report links with external stakeholders 	x		
	Trend analysis over time	<ul style="list-style-type: none"> Month over month analysis of how quickly assets and requests are completed View and count number of reviews for a particular asset type Visualize trends in accuracy of project deadline and resource forecasts 		x	
	Diagnose variables influencing outcomes	<ul style="list-style-type: none"> Map how work volume and iteration cycles contribute to delayed projects Join data to identify if rush jobs or specific teams result in worse in-market performance Alert stakeholders when data falls out of normal ranges 		x	x
	Advanced visualization across time and tools	<ul style="list-style-type: none"> See status of projects at a particular point in time Present visualizations sourced from Workfront data alongside other system of record reports Join data with external systems' data 		x	x

Data availability for BI visualization

Overview: Operations and analytics teams need to deliver business insights to stakeholders to inform strategic decision-making

Benefits:

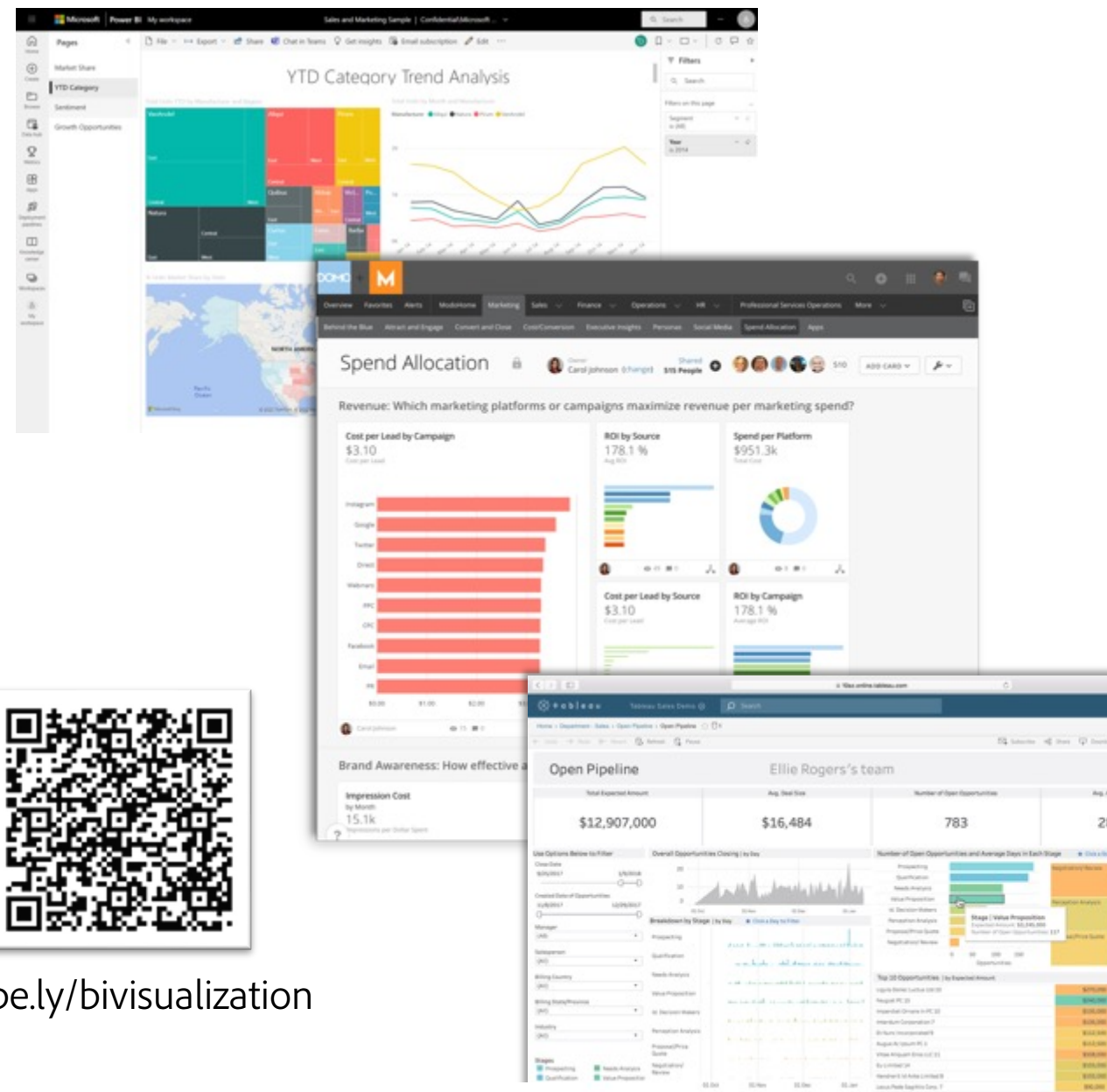
- Access low-latency Workfront data
- Access change event data to view how records have shifted from any point in time
- Access daily historic snapshots for trend analysis
- Place visualizations into the line of sight of stakeholders

Alpha release* Q1 2024

Beta release* Q2 2024

Power Adobe GenStudio for enterprises & agencies

* Contact your account representative for more information



adobe.ly/bivisualization

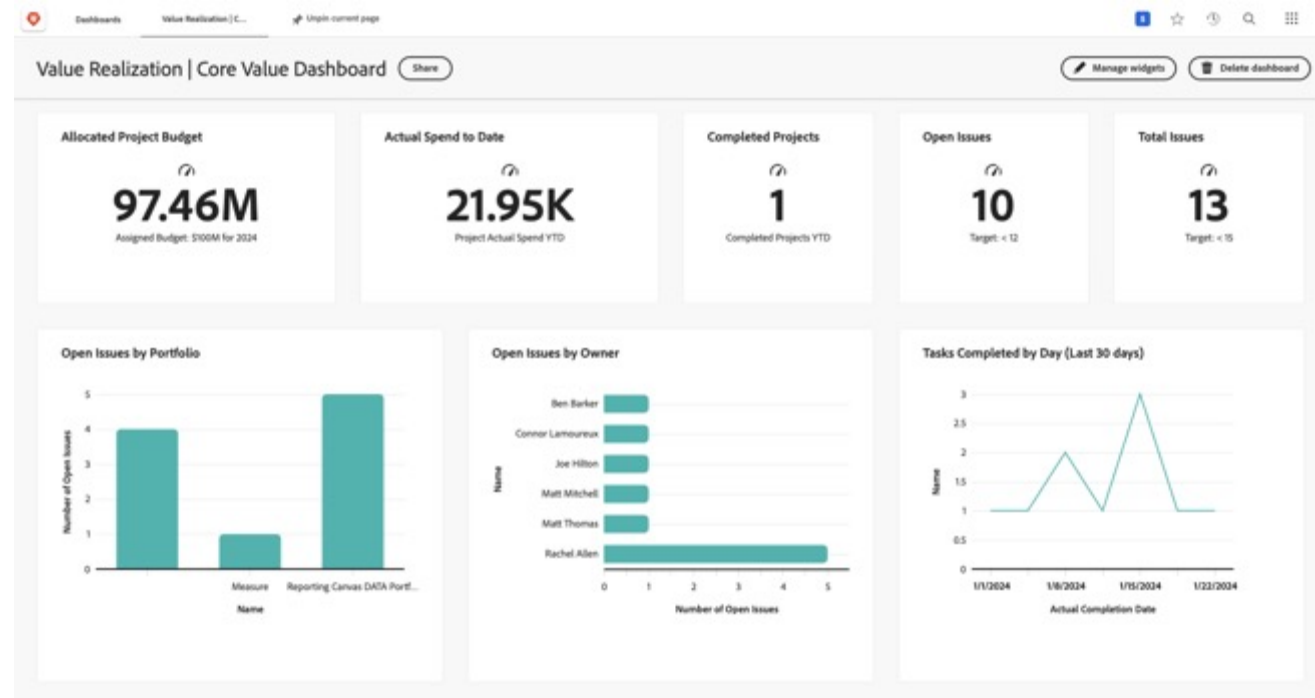
Canvas Dashboards charts

Overview: We are expanding visualization options for reportable data in Canvas Dashboards

Benefits: Report on data from across Workfront, including data from Boards, Document Review & Approval, and Maestro work objects.

Alpha release* Q1 2024

Beta release* Q2 2024



Power Adobe GenStudio for enterprises & agencies

* Contact your account representative for more information

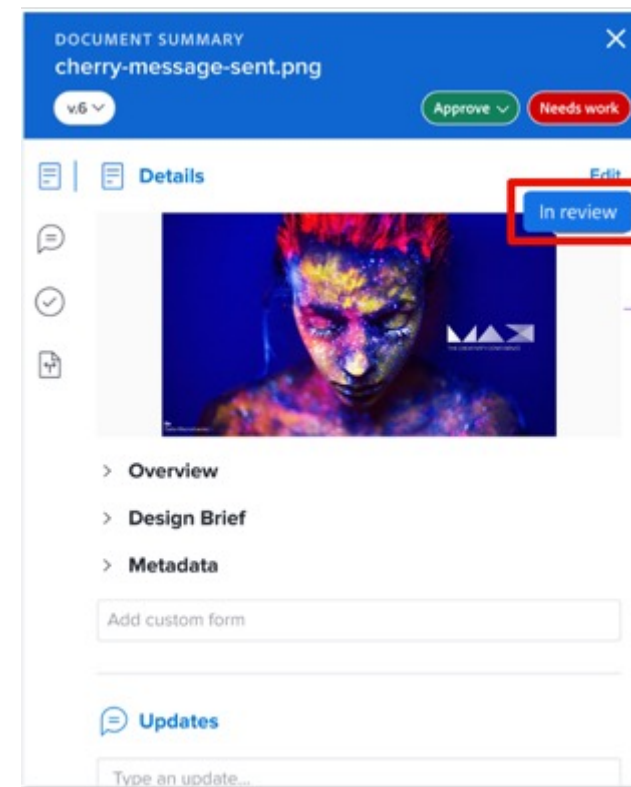
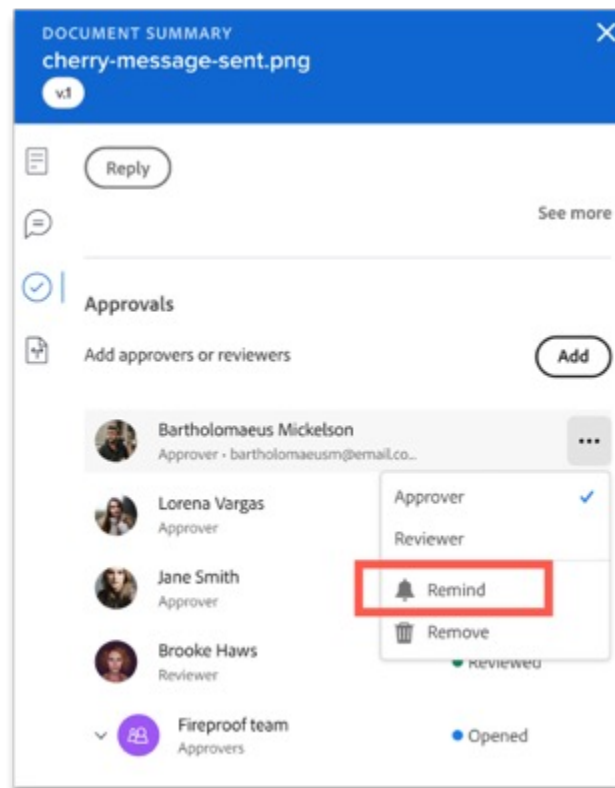
Content approval reminders and visual status

Overview:

- See who hasn't made an approval decision so you can send a reminder.
- View the overall document approval status in the document's details and summary.

Benefits: Better communication and visibility in the review and approval process

Limited early access* Q1 2024



Power Adobe GenStudio for enterprises & agencies

* Contact your account representative for more information

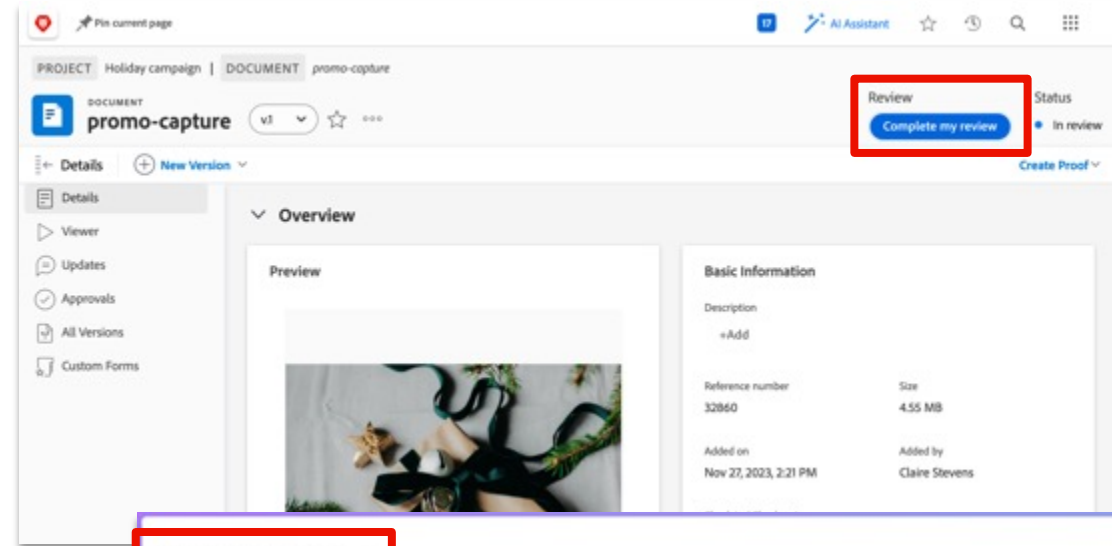
“Complete my review” button and widget for pending approvals

Overview:

- Reviewers now have a “Complete my review” button.
- Project owners have a new pending approvals widget to help them keep a better eye on the status of their content approvals.

Benefits: Better collaboration and tracking in the review and approval process

Limited early access* Q1 2024



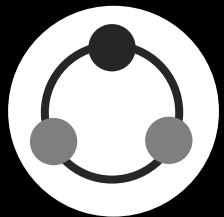
Pending Approvals

6 of 6

Filename	Status	Project	Requestor	Requested	Waiting
leaves	In review	Fall Mark...	Claire Ste...	11/03/23	26 days
ornaments	In review	Holiday c...	Claire Ste...	11/27/23	2 days
cheer	Pending review	Holiday c...	Claire Ste...	11/27/23	2 days

Power Adobe GenStudio for enterprises & agencies

* Contact your account representative for more information



Unlock critical capabilities for digital agencies

Delivering modern capabilities required to manage work to deliver differentiated client services

Connected commenting stream

Overview: New enhancements further improve the modernized commenting experience available on all objects: Now you can:

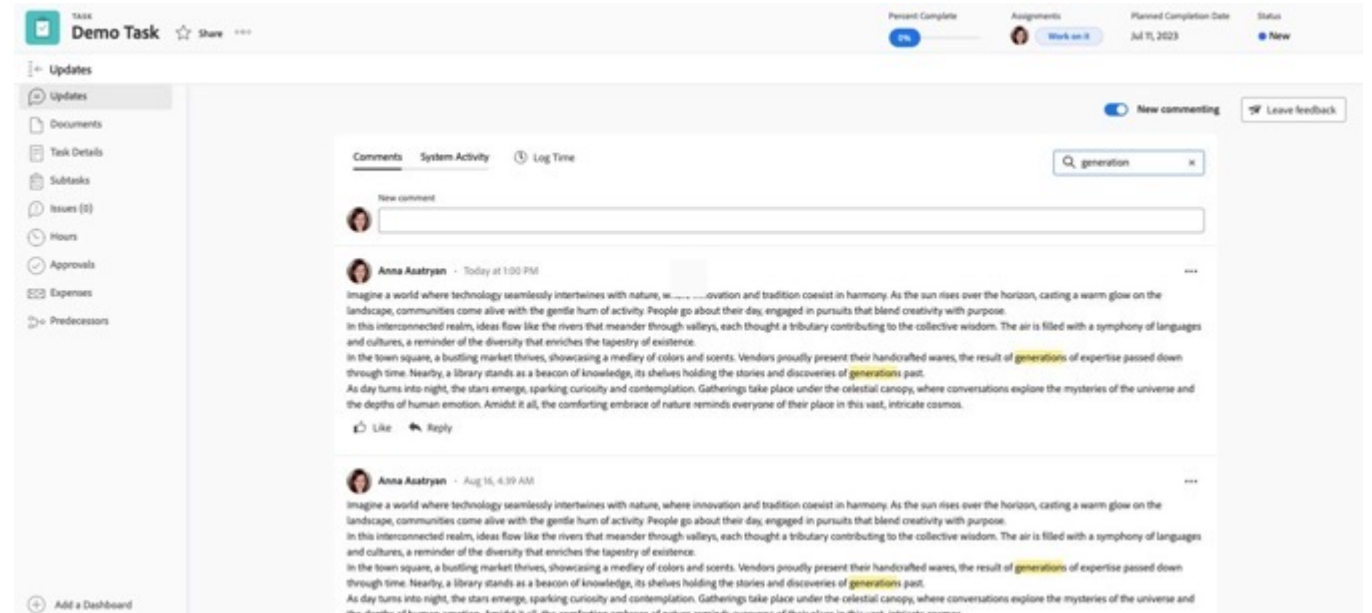
- Search by keyword or by tagged users
- Copy/paste or drag/drop images into comments

Benefits: A cleaner UI that better represents how users think and converse, helping you work faster.

Demos:

- Search comments – Click [here](#)
- Copy/paste images into a comment – Click [here](#)

Production release: 24.1



Unlock critical capabilities for digital agencies

New Home: Configure layouts and delegate work

Greater business continuity and productivity

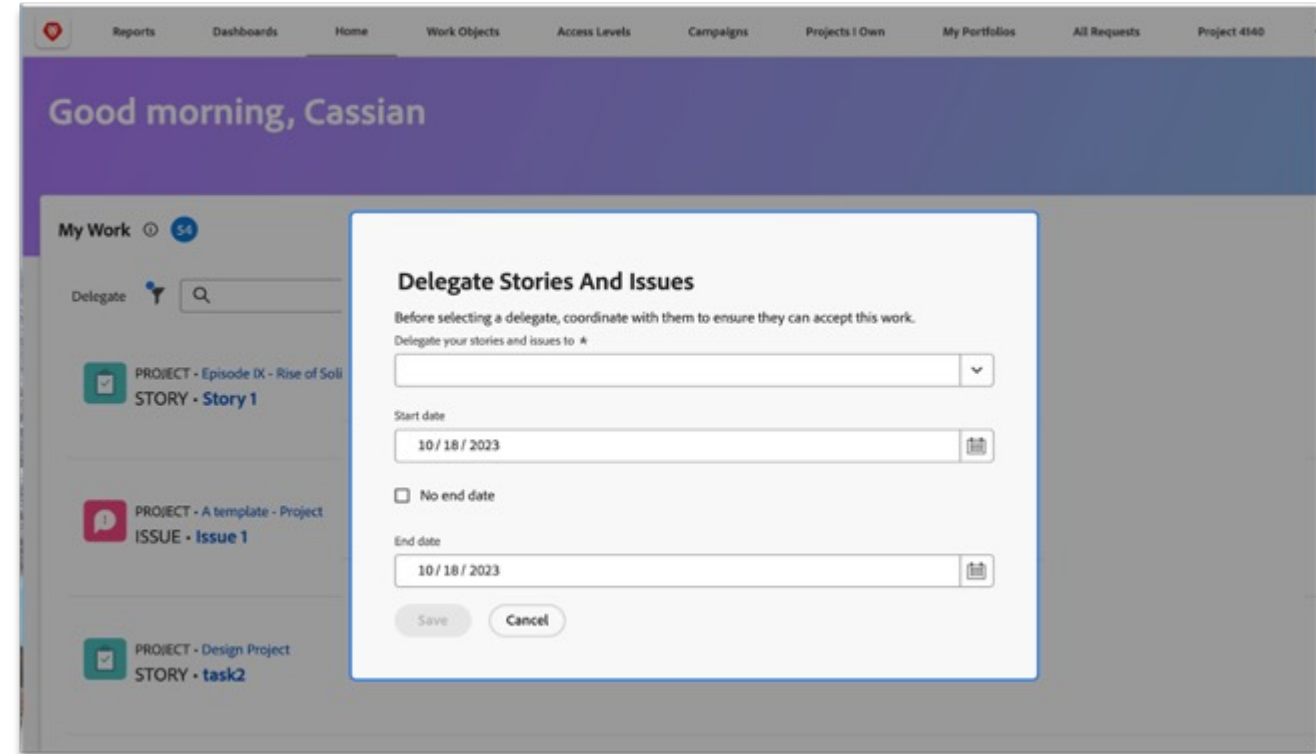


Delegate tasks & issues in New Home

Overview: Delegate tasks and issues using the Home widgets My Work, My Tasks, My Issues, and Awaiting Approvals.

Benefits: Enjoy greater business continuity in New Home.

Production release: October 12, 2023



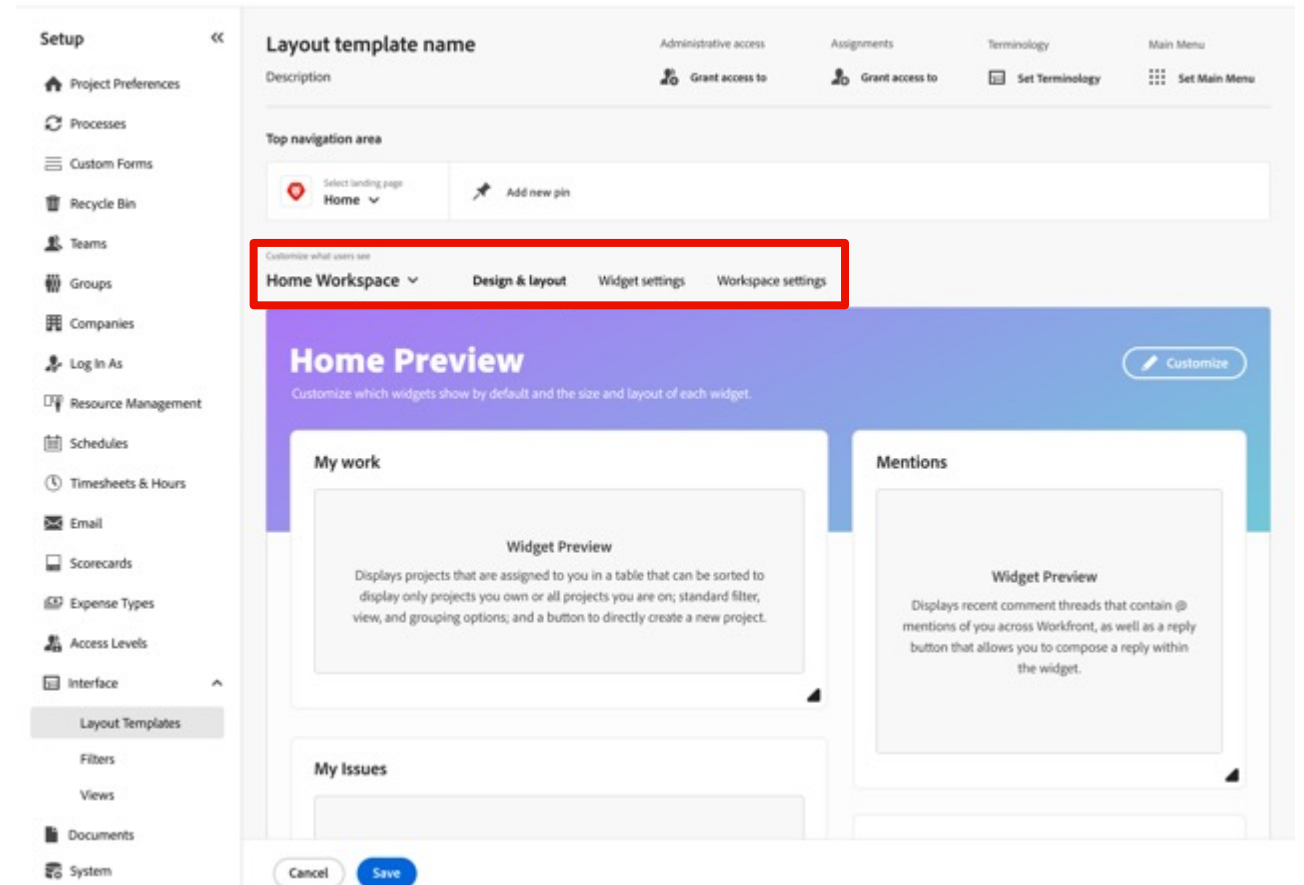
Unlock critical capabilities for digital agencies

New Home admin controls

Overview: Configure the design & layout of widgets, filters, columns, & groupings. Assign your layouts to the users and teams who need them.

Benefits: Scale New Home for multiple users, teams, groups, and companies.

Production release: 21.4




Unlock critical capabilities for digital agencies



Additional new functionality in the 24.1 release



The 8 slides in this section were not included in the release webinar.

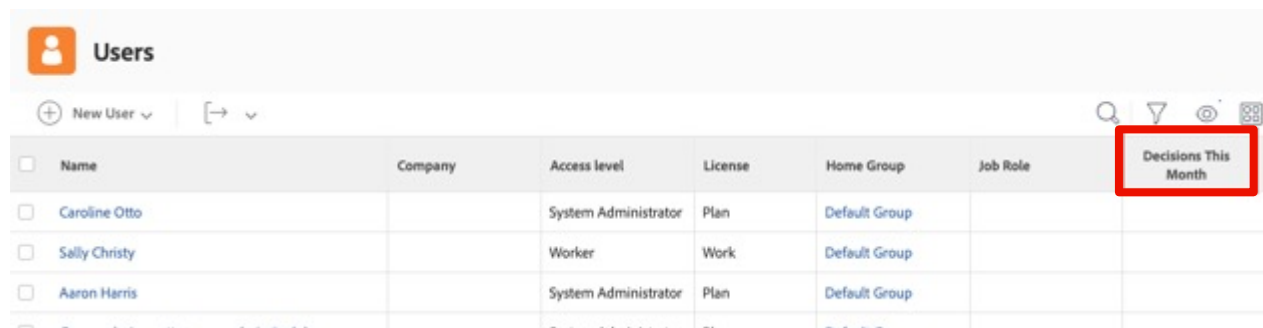


Proof/document decisions now available for the previous 12 months

Overview: The Users Decisions reports for both new and legacy license types now display the number of decisions for the current month as well as the previous 12 months.

Benefits: Instead of just viewing the previous month's decisions, you can see the entire previous year's decisions and provide leadership with additional insights.

Production release: Q1 2024



The screenshot shows the 'Users' management interface. At the top, there is a 'New User' button and a search icon. Below is a table with the following columns: Name, Company, Access level, License, Home Group, Job Role, and Decisions This Month. The 'Decisions This Month' column is highlighted with a red border. The table contains three rows of user data.

<input type="checkbox"/>	Name	Company	Access level	License	Home Group	Job Role	Decisions This Month
<input type="checkbox"/>	Caroline Otto		System Administrator	Plan	Default Group		
<input type="checkbox"/>	Sally Christy		Worker	Work	Default Group		
<input type="checkbox"/>	Aaron Harris		System Administrator	Plan	Default Group		

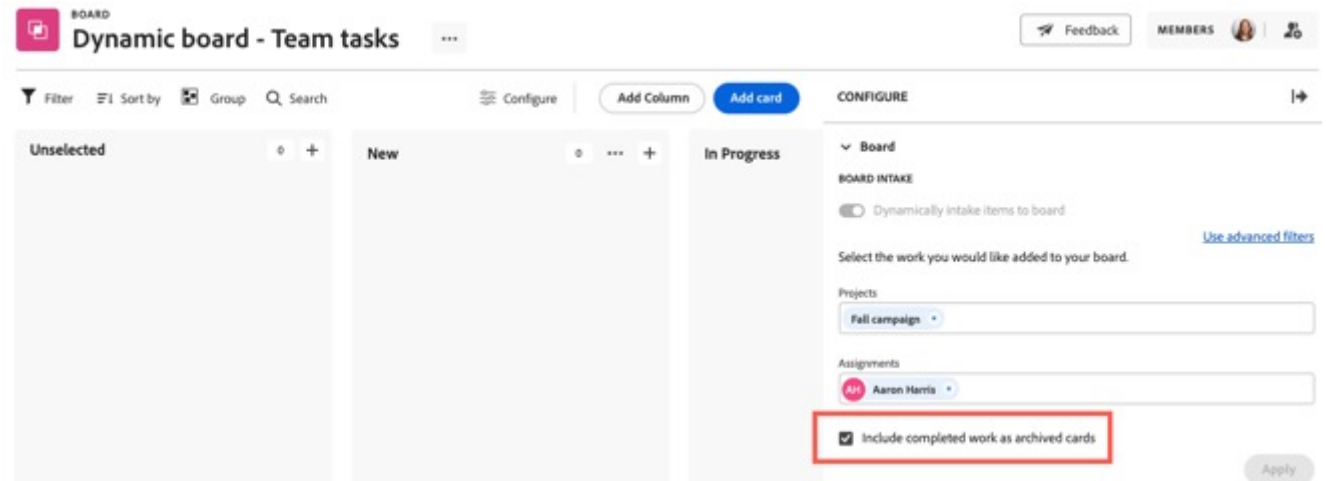
Power Adobe GenStudio for enterprises & agencies

Archive completed tasks and issues when you create a dynamic board

Overview: Now, when you create a dynamic board, you have the option to include completed tasks and issues on the board. The tasks and issues are brought onto the board as archived cards.

Benefits: Previously, completed tasks and issues were not visible unless “Show Completed items” was checked. Also, for projects with large numbers of completed tasks and issues, a dynamic board was more prone to performance issues.

Production release: December 21, 2023



Power Adobe GenStudio for enterprises & agencies

Better consistency between Experience Manager integrations

Overview: Now, when you map multiple single-line text fields to a single field in Experience Manager Assets, both services use the xcm:keywords field.

Benefits: More consistency in the mapping experience between the Experience Manager Assets Essentials integration and the Experience Manager Assets as a Cloud Service integration.

Production release: January 10, 2024

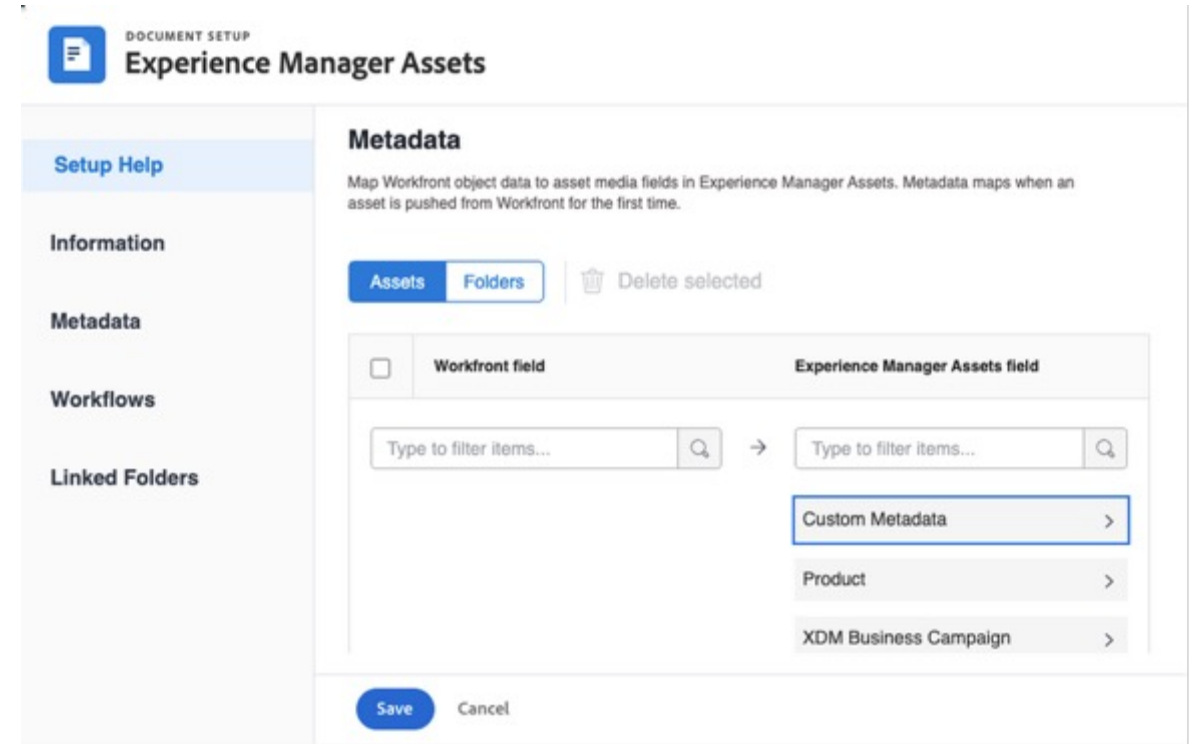
Power Adobe GenStudio for enterprises & agencies

Typeahead fields now available in Adobe Experience Manager integration

Overview: Link fields between Workfront and Adobe Experience Manager using the new support for typeahead in metadata mapping.

Benefits: Typeahead fields are easier to map because you get immediate confirmation that you are typing the right field name when the list of possible field names displays below the field.

Production release: November 29, 2023



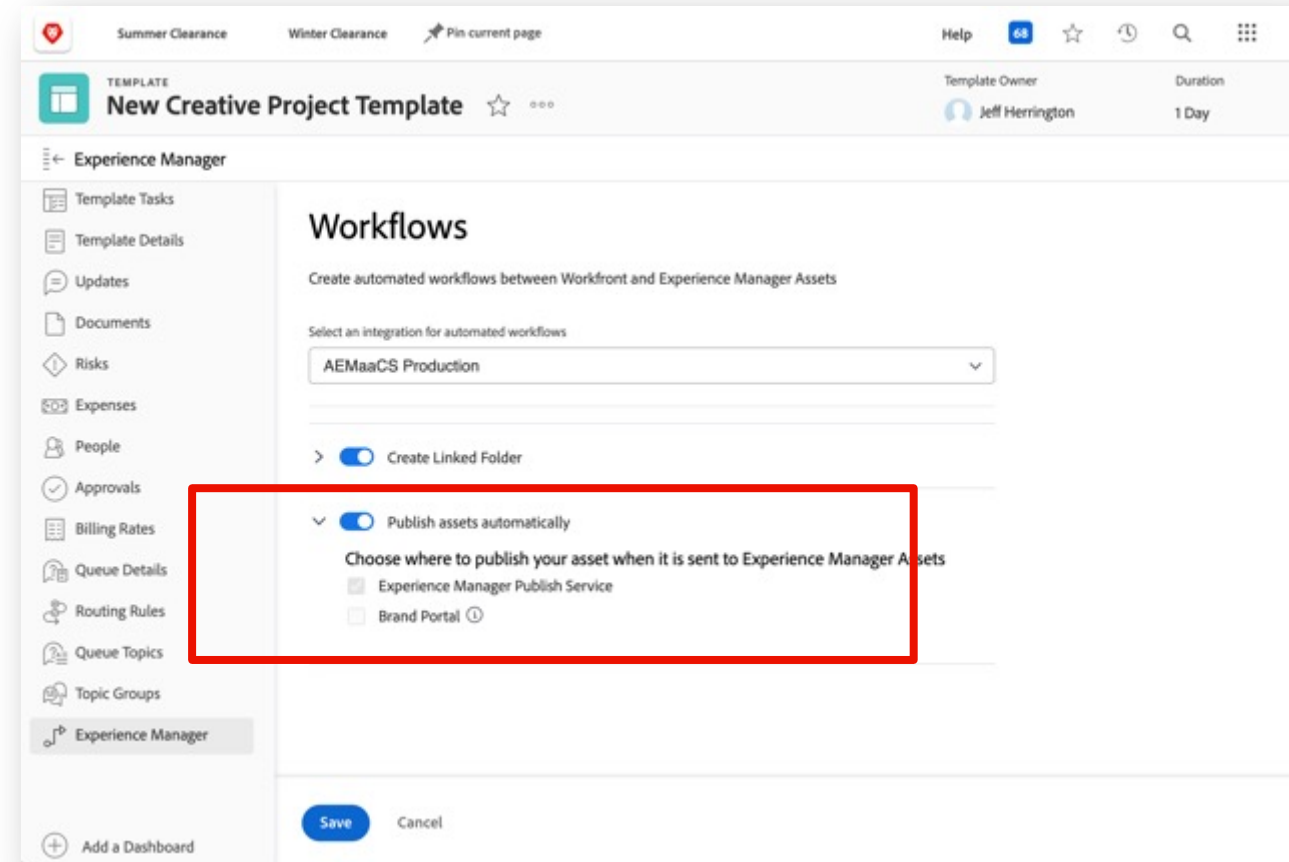
Power Adobe GenStudio for enterprises & agencies

Automatically publish assets in Adobe Experience Manager

Overview: Set your assets to publish automatically when sent to Adobe Experience Manager. You can publish to the Adobe Experience Manager publish service or to an Adobe Experience Manager brand portal.

Benefits: Save steps and time with this new workflow that automates asset publishing.

Production release: November 9, 2023



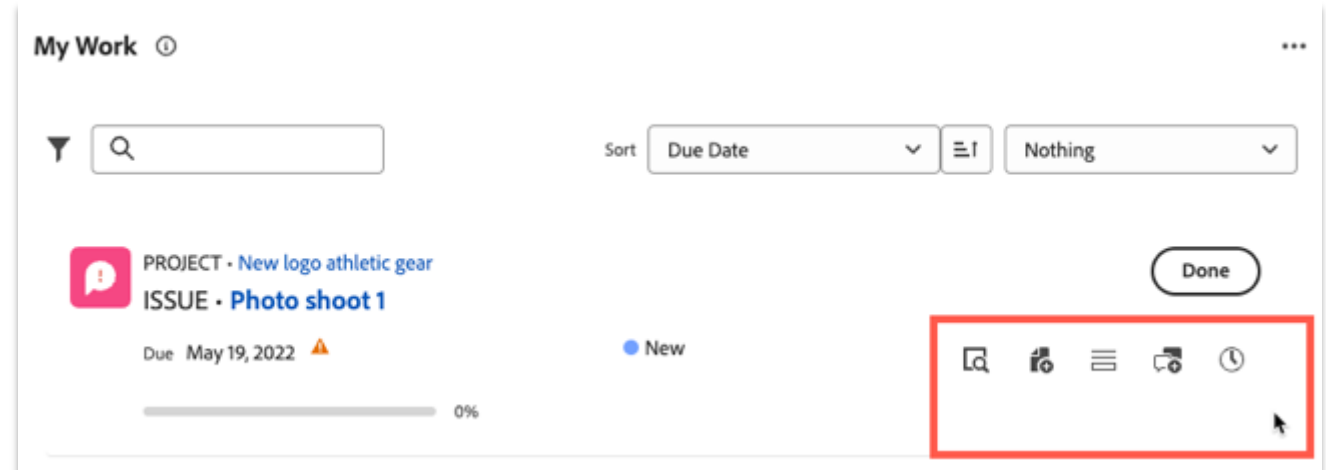
Power Adobe GenStudio for enterprises & agencies

Display quick action buttons in the My Work widget only on hover

Overview: Display the quick action buttons in the My Work widget in Home only when you hover the mouse over the work item.

Benefits: Improves performance in new Home.

Production release: November 29, 2023



Unlock critical capabilities for digital agencies

Commenting now includes all info for projects, tasks, issues, documents

Overview: Projects, tasks, issues, and documents display all updates in the new commenting experience area, going back to the beginning of your Workfront instance.

Benefits: Prior to this enhancement, the new commenting experience captured only updates starting with January 2019 for these objects. Now you can see everything.

Production release: November 28, 2023

Unlock critical capabilities for digital agencies

things is pretty spot on with what I could recommend. I do they they appreciated being listened to and I tried to leave them with an optimistic note that improving performance is important to our product team and we will o
Here are some notes:

Assessment:

- They have a very thorough process well aligned with best practices.

[Show more](#)

👍 Like 🗨️ Reply

Francesca Padovan · Apr 3, 2019

Hi Chris,

Thanks for your feedback.

Support also mentioned several times that what could improve their performance is to create Resource Pools. Unfortunately, as far as I understand this is not feasible due to the way the customer is using Resource Manag

[Show more](#)

👍 Like

👤 Add reply ...

Chris Talmont · Jan 16, 2019

Met with the customer and listened to issues they are experiencing using the Resource Planning tools. They are mostly performance related - so I will address at the Product Escalation meeting.

👍 Like 🗨️ Reply

Matthew Broschinsky · Dec 30, 2018

Francesca, after the new year, Chris will sync up with you on how best to assist here. The end goal should be to get the customer set up with the Resource Mgt value-op pkg that Pro Services delivers to customers.

👤 To Francesca Padovan and Chris Talmont

👍 Like 🗨️ Reply

Chris Talmont · Dec 28, 2018

Working to schedule customer meeting for Tuesday morning (Dec. 15)

👤 To Francesca Padovan

👍 Like 🗨️ Reply

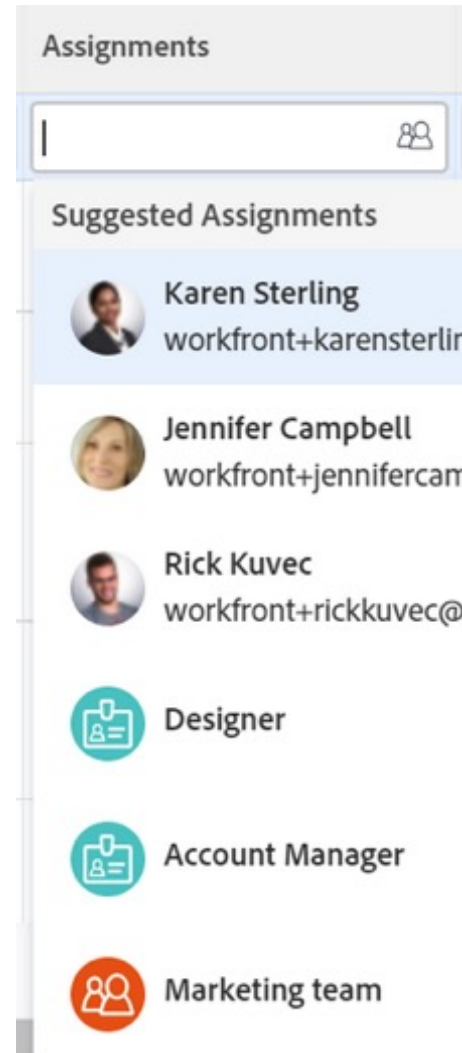
AI-driven smart assignments

Overview: We have changed the algorithm that Workfront uses to calculate and suggest smart assignments for tasks. It applies everywhere you assign a task: task lists, the Assignments area in the task header, Home, and the Summary panel.


Benefits: Determine more quickly and easily the most appropriate resource for the job.

Production release: Q1 2024

AI-first approach



Other release information

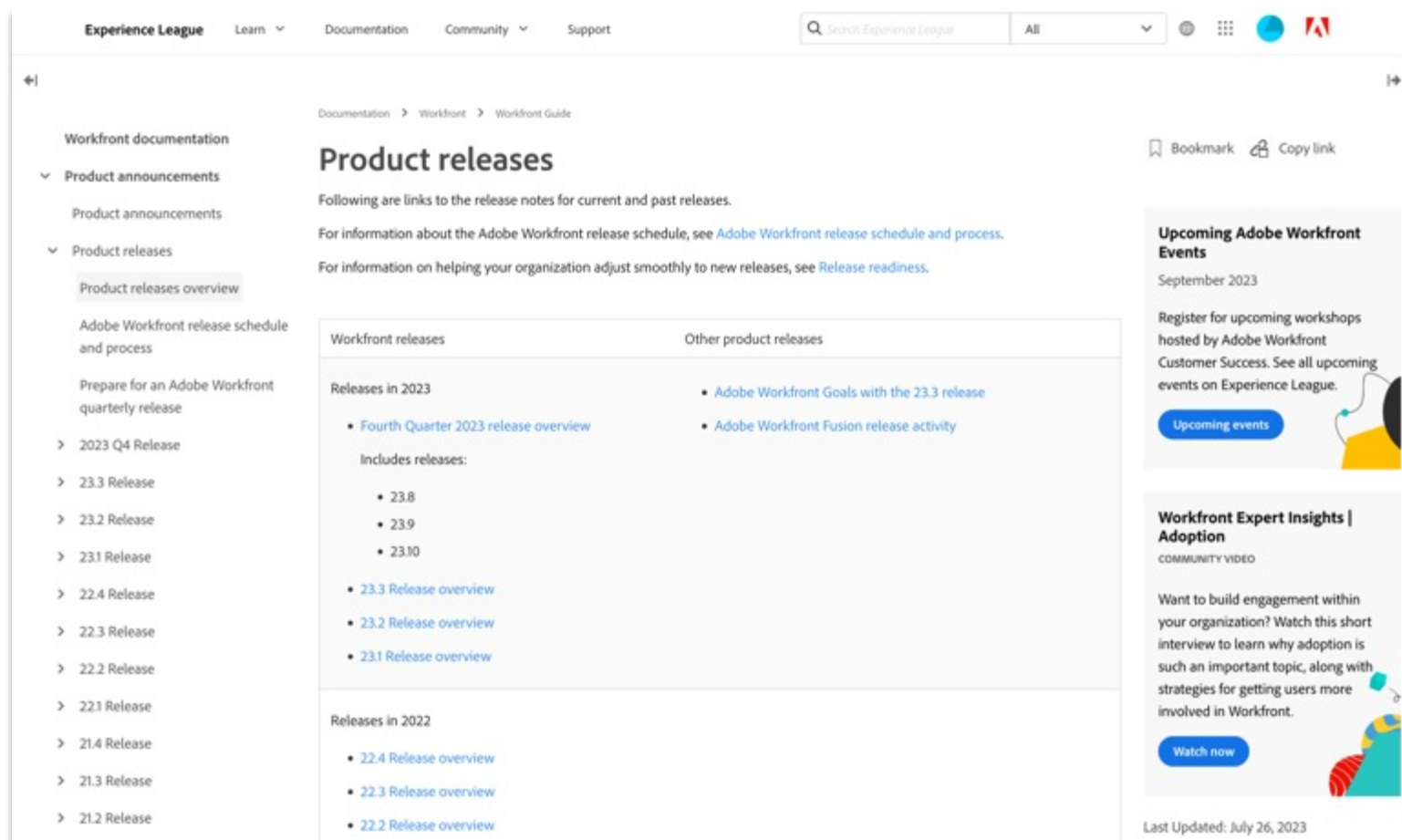


Release notes and demo videos

See the Workfront *Product releases* page on Experience League



adobe.ly/productreleases



The screenshot shows the Adobe Experience League 'Product releases' page. The page has a navigation bar with 'Experience League', 'Learn', 'Documentation', 'Community', and 'Support'. A search bar and a dropdown menu are also present. The main content area is titled 'Product releases' and includes a breadcrumb trail: 'Documentation > Workfront > Workfront Guide'. Below the title, there is a section for 'Product releases overview' with a list of links for various releases from 2021 to 2023. The page also features a sidebar with 'Workfront documentation' and 'Product announcements'. On the right side, there are two promotional cards: 'Upcoming Adobe Workfront Events' for September 2023 and 'Workfront Expert Insights | Adoption' with a 'Watch now' button. The page is last updated on July 26, 2023.

Experience League Learn Documentation Community Support

Search Experience League All

Documentation > Workfront > Workfront Guide

Product releases

Bookmark Copy link

Following are links to the release notes for current and past releases.

For information about the Adobe Workfront release schedule, see [Adobe Workfront release schedule and process](#).

For information on helping your organization adjust smoothly to new releases, see [Release readiness](#).

Workfront releases	Other product releases
<p>Releases in 2023</p> <ul style="list-style-type: none">• Fourth Quarter 2023 release overview <p>Includes releases:</p> <ul style="list-style-type: none">• 23.8• 23.9• 23.10• 23.3 Release overview• 23.2 Release overview• 23.1 Release overview	<ul style="list-style-type: none">• Adobe Workfront Goals with the 23.3 release• Adobe Workfront Fusion release activity
<p>Releases in 2022</p> <ul style="list-style-type: none">• 22.4 Release overview• 22.3 Release overview• 22.2 Release overview	

Workfront documentation

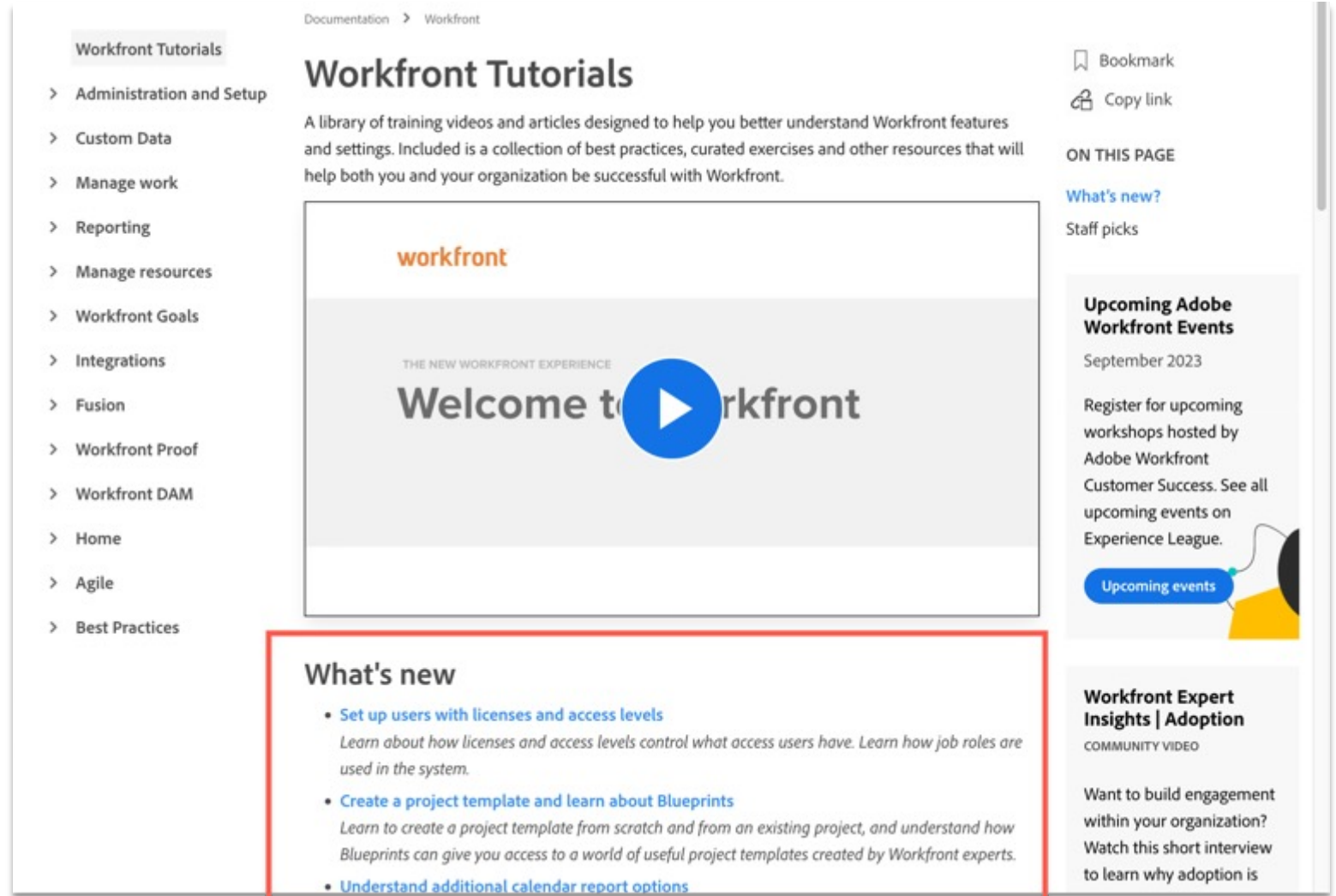
- Product announcements
- Product releases
 - Product releases overview
 - Adobe Workfront release schedule and process
 - Prepare for an Adobe Workfront quarterly release
 - 2023 Q4 Release
 - 23.3 Release
 - 23.2 Release
 - 23.1 Release
 - 22.4 Release
 - 22.3 Release
 - 22.2 Release
 - 22.1 Release
 - 21.4 Release
 - 21.3 Release
 - 21.2 Release

Training: Release tutorials

Find tutorials about the release on the *Workfront Tutorials* page on Experience League



adobe.ly/workfronttutorials



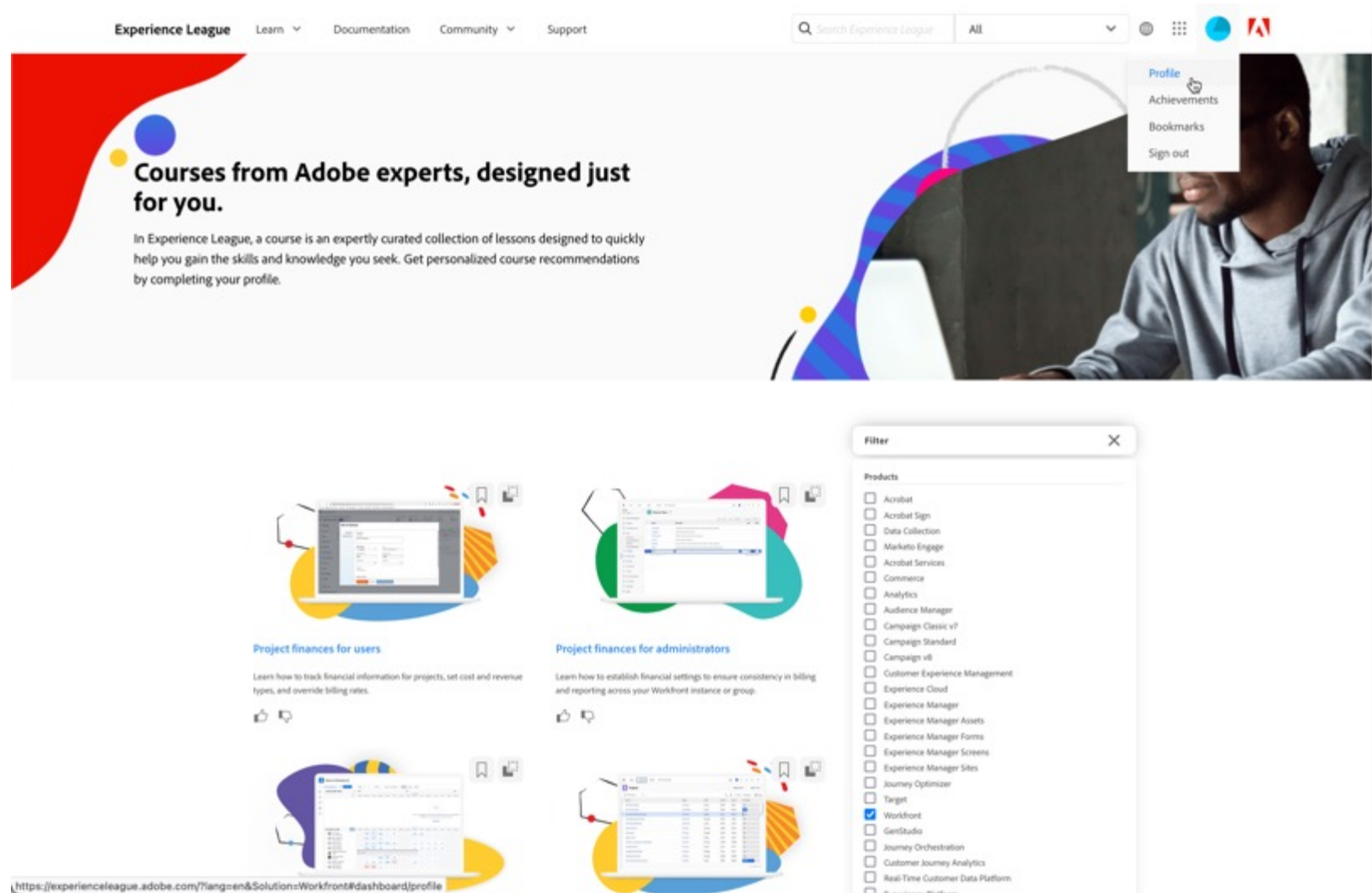
The screenshot shows the 'Workfront Tutorials' page. On the left is a navigation menu with categories like 'Administration and Setup', 'Custom Data', 'Manage work', 'Reporting', 'Manage resources', 'Workfront Goals', 'Integrations', 'Fusion', 'Workfront Proof', 'Workfront DAM', 'Home', 'Agile', and 'Best Practices'. The main content area features a header with the 'workfront' logo and a large video player with a play button and the text 'Welcome to Workfront'. Below the video is a 'What's new' section with three items: 'Set up users with licenses and access levels', 'Create a project template and learn about Blueprints', and 'Understand additional calendar report options'. On the right side, there are utility links for 'Bookmark' and 'Copy link', a 'What's new?' section with 'Staff picks', and two promotional cards: 'Upcoming Adobe Workfront Events' for September 2023 and 'Workfront Expert Insights | Adoption' community video.

Training: Personalized courses

Use the Workfront training course library on Experience League. For recommendations, fill out your Experience League profile.



adobe.ly/personalizedcourses



The screenshot displays the Experience League interface. At the top, there are navigation links for 'Learn', 'Documentation', 'Community', and 'Support'. A search bar is present with the text 'Search Experience League' and a dropdown menu set to 'All'. A user profile menu is open, showing options for 'Profile', 'Achievements', 'Bookmarks', and 'Sign out'. The main content area features a large banner with the text: 'Courses from Adobe experts, designed just for you.' Below this, a paragraph explains that courses are expertly curated and designed to help users gain skills and knowledge. A 'Filter' sidebar is visible on the right, listing various Adobe products with checkboxes. The 'Workfront' checkbox is checked. Below the banner, four course cards are displayed, each with a laptop icon and a title: 'Project finances for users', 'Project finances for administrators', and two others partially visible. The URL at the bottom of the page is <https://experienceleague.adobe.com/?lang=en&Solution=Workfront#dashboard/profile>.

Adobe Experience Cloud Feedback Program

Tell us about the topics you care about most. Help set the vision for Adobe Experience Cloud applications.

Join now:



adobe.ly/feedbackpanel

Adobe Feedback Program

Influence Adobe Products by Joining the Feedback Program

Your ideas inspire our product design. With each research study, alpha & beta test, survey or advisory board meeting, your feedback informs our designs, concepts and strategy for the Adobe applications. All are welcome to join from customers to partners, novice to power user and even strategic executives. Sign up today and shape the future with us!

Benefits:

- Share feedback directly with product and development teams
- Learn more about what Adobe is developing
- See your ideas come to life

"I think it has been really interesting and useful. It's good to get a kind of behind the scenes and early look at some of the stuff that is coming and also to help influence the direction on that stuff." - Large Enterprise Beta Customer

What to expect:

- 1. Sign Up**
Once you sign up, you will receive a confirmation email immediately. Be sure to open that email and confirm your participation. Within 24 hours of confirming, you will receive a welcome email asking you to complete your profile. Once your profile is complete, you will begin receiving invitations to activities based on your interest, experience, and Adobe's feedback needs.
- 2. Participate**
You are in control! This is your opportunity to help shape the future of the Adobe applications directly with Adobe experts who want your insights on how to improve our applications. Depending on your profile and interests, you may receive up to three activity invites per month.

We can't wait to partner with you to validate our strategy and make our products easier to use!

Sign Up

First name

Last name

Email address

Confirm email address

24.1 comes to Production week of January 15th

Use the link or QR code below to find out when 24.1 comes to your instance.



status.adobe.com

The screenshot shows the Adobe Status page with a navigation bar at the top containing the Adobe logo and menu items: Creativity, PDF & E-signatures, Marketing & Commerce, and Help & Support. Below the navigation bar, there are tabs for ADOBE STATUS, Overview, Creative Cloud, Experience Cloud, Document Cloud, Adobe Services, and Adobe Experience Platform. A blue banner at the top of the main content area displays '1 Maintenance in progress | 1 Maintenance completed' and a 'Manage subscriptions' link. A search bar is located on the right side of the banner. Below the banner, there are five product cards: Creative Cloud (1 Maintenance in progress), Experience Cloud (1 Maintenance in progress, 1 Maintenance completed), Document Cloud (1 Maintenance in progress), Adobe Services (1 Maintenance in progress), and Adobe Experience Platform (1 Maintenance in progress). The Experience Cloud card is highlighted with a red border. Below the product cards, there is a section for 'My Events' with a 'Collapse all | Expand all' link. Two event cards are visible: one for Document Cloud, Adobe Services, Creative Cloud, Adobe Experience Platform, and Experience Cloud Maintenance #707752 (Status: Started) with a 'Subscribe' button; and another for Experience Cloud Maintenance #705041 (Status: Completed).

Adobe Workfront betas

For more information on Adobe Workfront betas, use the following link or QR code.



adobe.ly/workfrontbetas



This slide was not included in the release webinar.

What should you do next?



Review the demo videos on the Release overview page on Experience League. Identify features that can benefit your users and test new functionality in Preview.



adobe.ly/releaseoverview



Use our resources and training to get yourself and your teams up to speed on new features

Thank you for attending!

We'll keep answering questions via chat.



Bē

Artwork by Leandro Alzate

About the artist

Leandro Alzate

Berlin-based illustrator Leandro Alzate mixes bright color palettes and stylized characters in his fanciful work for editorial and advertising clients. He draws inspiration from observing the ways people interact, and combines that with his passion for architectural shapes and spaces. He created this piece for the German Ministry of Economy to encourage people to explore work-from-home career opportunities. Working with brushes and vector shapes, Alzate created this piece entirely in Adobe Photoshop.

Made with

 Adobe Photoshop

