



Virtual User Group: API & Integrations for Advanced Workfront Users

Tuesday, July 28, 2020

Today's Host



Heather Foeh

Sr. Director, Customer Success
Workfront

Ask the Expert: API 101

Wednesday, July 29

8 AM PT / 4 PM GMT

60 minutes

one.workfront.com/events

We will walk through the basics and share examples of how others are using the API and Workfront Fusion to achieve new efficiencies in enterprise work management.



Agenda

11:00 a.m. Welcome and Agenda

11:10 a.m. Leveraging the API for Integrated Business Reporting
Erich Giltinan, Navy Federal Credit Union

11:40 a.m. Group Discussion

12:25 p.m. Wrap-up Next Steps

12:30 p.m. Event Ends





ADVANCED USER GROUP

JUL 28,
2020



INTRODUCTION

- WHY
 - Learning New Skills
 - Problem/Puzzle Solving
 - Servant Leadership
 - Dad Life
- HOW
 - I prioritize work that 'gives back' time
 - I strive to provide insights that are both accessible and actionable
- WHAT
 - Workfront System Admin
 - BS in Mathematics
 - Use data to monitor and develop reporting for project impacts



ERICH GILTINAN

AGENDA

1

My Workfront Learning Roadmap

2

Interacting with the API

3

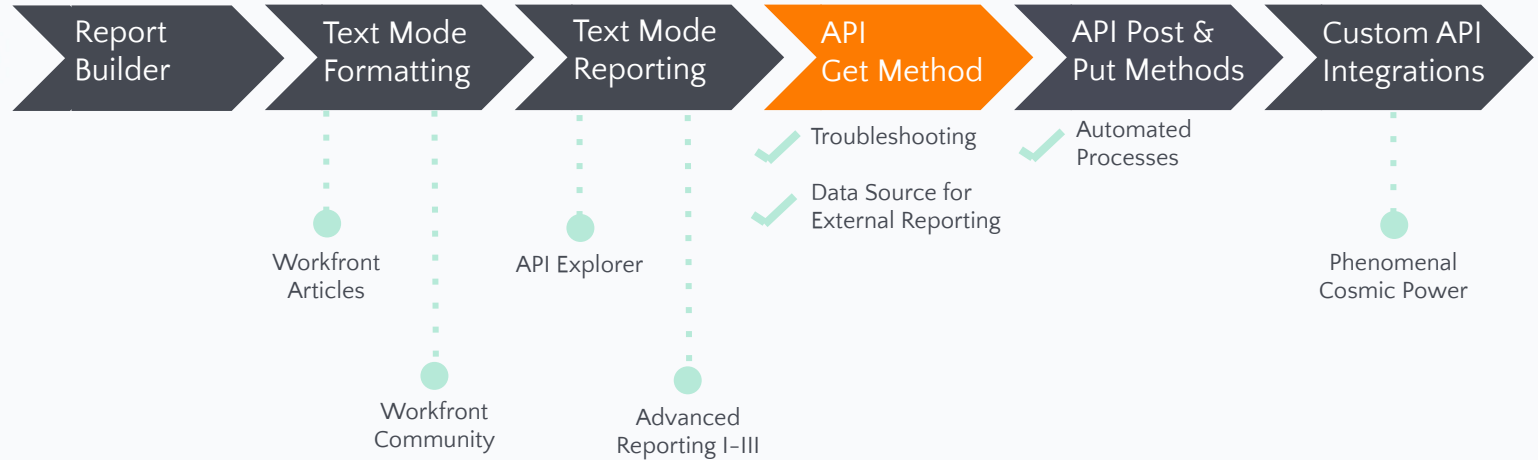
Leveraging 'GET'

4

What Next?



MY LEARNING ROADMAP



INTERACTING WITH THE API



API Explorer

A catalog of supported resources, parameters, and variables.

API Basics Article

Overview of the Workfront REST API basics and the GET, POST, PUT, and DELETE method behaviors



Postman

An open-source software for API testing and development. Not the only option, but certainly a strong one.

LEVERAGING 'GET' CASE STUDY

The screenshot shows a web form titled "CCO | SIGACT Task Form". At the top, there's a "SIGACT Task Selector" dropdown menu with "Learning Experiment" selected. Below this is a section titled "Learning Experiment Details". It contains several input fields: "The Big Idea" (a large text area), "LE Owner" (a text field with a "Start typing name..." placeholder), "Executive Sponsor" (a text field), "Impacted CCO Branch" (a dropdown menu with "Select..." as the visible option), and "2020 Corporate Goal" (a dropdown menu). Further down, there are "Success Criteria" and "Milestones" (both text areas), "LE Test Group" (a text field), "Status Update" (a text field), and "Status Updated On" (a date field with a calendar icon). Below these are "LE Outcome" (a text field) and "Lessons Learned" (a text field). At the bottom, there are radio buttons for "Scale Decision" (Yes/No) and a "Scale Date" field with a calendar icon. A footer section is labeled "Calculated Fields for Reporting".

- Build a form to house the needed fields
- Keep scaling and maintenance front of mind
- Nothing new to see here...

Custom Forms

Workfront

API Explorer

Postman

BI Tool

LEVERAGING 'GET' CASE STUDY

The top screenshot displays a project management interface for 'Member Relation Assessment'. It features a table with columns for Task Name, Assignments, Duration, Predecessors, Start On, Due On, Task Completion, % Complete, and SIGACT Task Selector. The table lists several tasks, including 'LE - Inbound Calling', 'Outline LE', 'Present in BMO Committee Meeting', 'Create document to review LE impact and measure success', and 'Conduct LE'. The bottom screenshot shows a 'LE Owner Dashboard' with a table of learning experiments. The table has columns for Learning Experiment, Status Update, Status Updated On, LE Outcome, Lessons Learned, Status Decision, Status Date, and Percent Complete. It lists two experiments: 'Member Relation Assessment' and 'LE - Inbound Calling'.

- Make fields used for automated reporting readily available to Project Owners
- Optional: I added a single column for Significant Activity or “SIGACT” Tasks
- Optional: I also built a dashboard for the Owners to maintain their SIGACT tasks, rather than having to drill down into the custom forms

Custom Forms

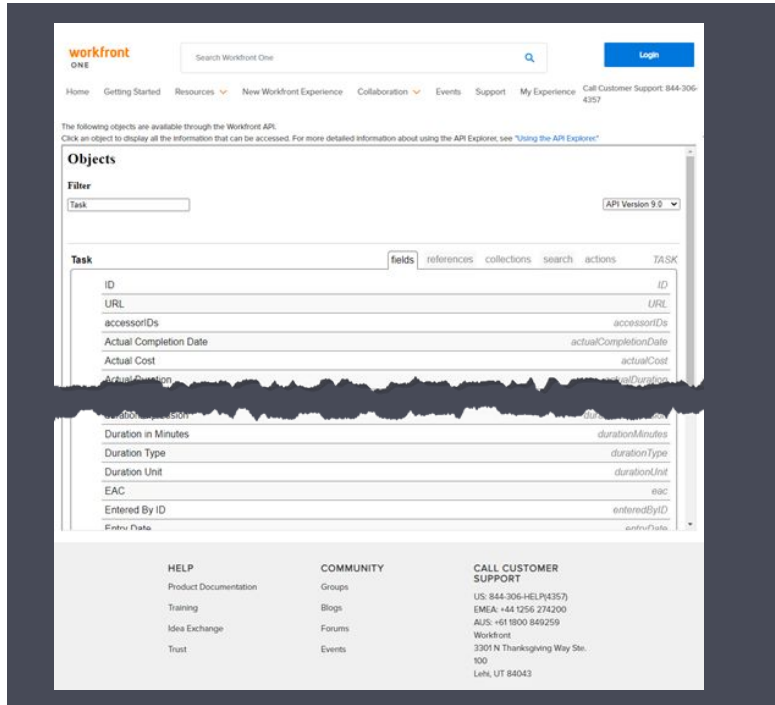
Workfront

API Explorer

Postman

BI Tool

LEVERAGING 'GET' CASE STUDY



- Open the API Explorer for a sanity check, generally I have this open while building my API request

Custom Forms

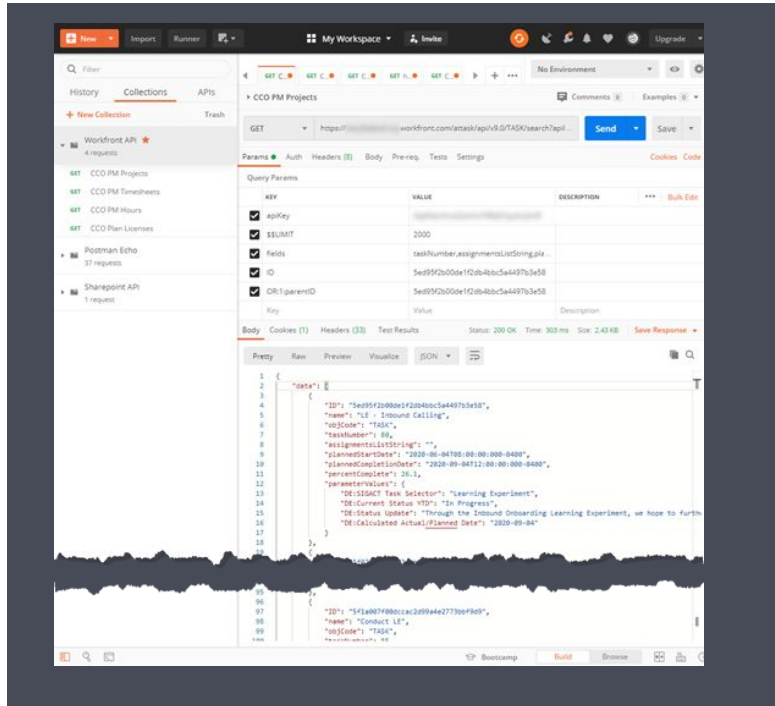
Workfront

API Explorer

Postman

BI Tool

LEVERAGING 'GET' CASE STUDY



- Used for testing and writing API requests
- Filtering is VERY similar to Text Mode report building
- Pro Tip: use the field **parameterValues** to pull in all custom fields for an object

Custom Forms

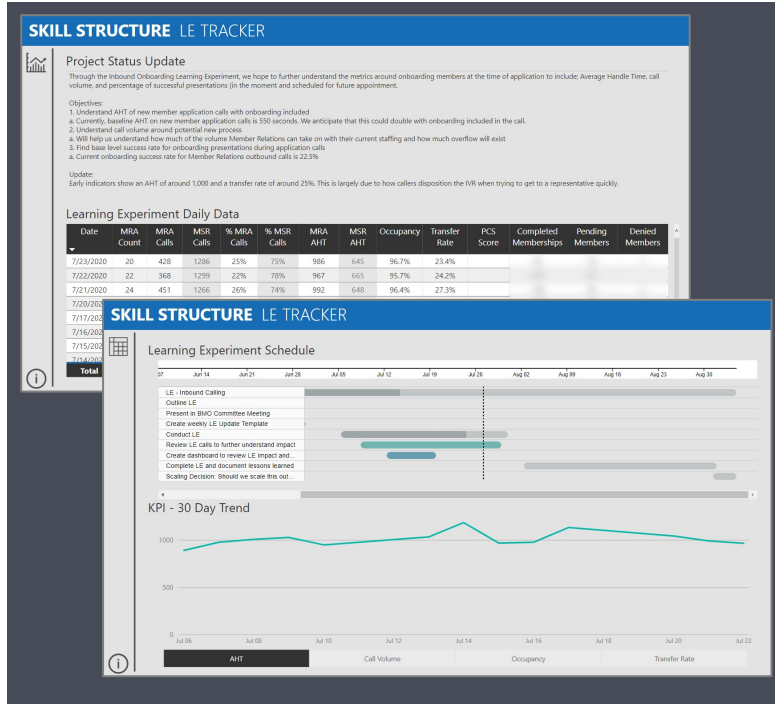
Workfront

API Explorer

Postman

BI Tool

LEVERAGING 'GET' CASE STUDY



- Use API request to 'GET' data into your BI Tool (in this case I'm using PowerBI)
- My strategy is to co-locate relevant business data along with Workfront project schedule and updates

Custom Forms

Workfront

API Explorer

Postman

BI Tool

WHAT NEXT?

- Replace current 't-shirt sizing' practice with statistical analysis of Workfront hours data
- Automating Status Updates, End of Phase Audits, Quarterly Impact Reporting, etc...
- Full-scale integration of Workfront with other software used across the enterprise


ROAD BLOCKS

- Workfront in Tableau.
difficulty building a Web Data Connector that meets business information security standards
- Workfront Event Subscription API.
similar difficulties as the Web Data Connector, but for different reasons

Q & A

“Birds of a Feather” Group Discussions


- How do you use Workfront at your organization?
- How are you using the API / integrations within your Workfront workflow? What are your aspirations or challenges?



“Birds of a Feather” Group Discussions

Let's Switch Groups!

- If you could wave a magic wand and integrate a system / workflow / tool with Workfront, what would it be?

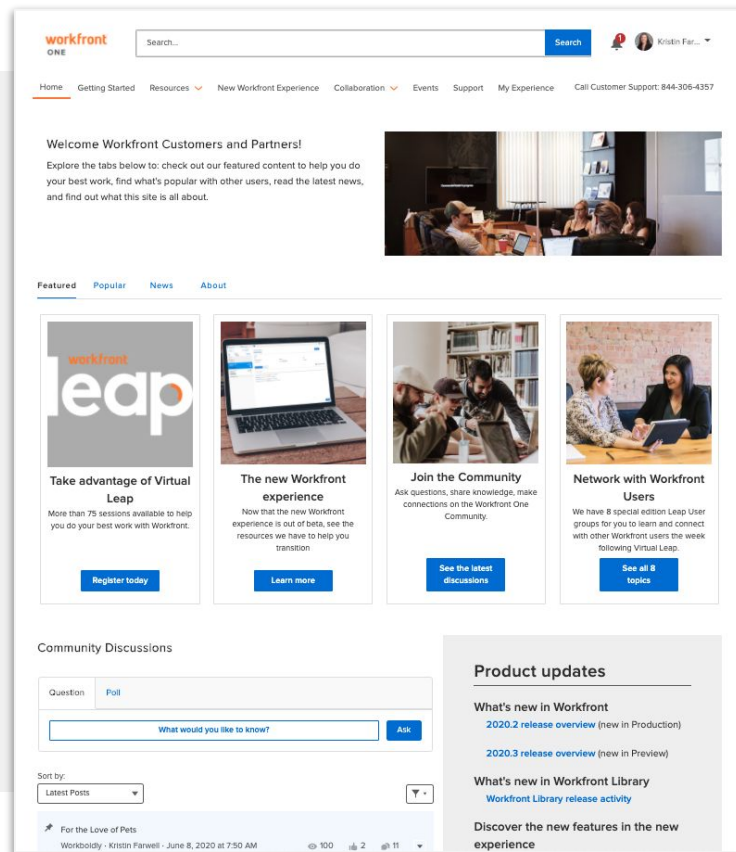




Wrap-up and Next Steps

Continue the Conversation on Workfront One

- Collaborate with others in a similar industry or department
- Harness the power of your peers to crowdsource inspiration and solutions
- Learn about upcoming events



Virtual User Groups - Summer 2020

one.workfront.com/events

- Aug 11: Creative Agencies & Marketing: Workfront Proof
- Aug 18: Workfront in Healthcare
- Aug 25: Change Management & the new Workfront Experience

Coming soon!

- *Sept 15: Agile in Marketing*
- *Sept 29: System Admin Best Practices*





Dive deeper into Leap!

- Over the coming weeks many of our fantastic Leap speakers will be starting a thread on the Community where you can ask them any questions about their sessions.
- Visit the “All Discussions” group regularly over the coming weeks to see that latest conversations!

Thank you.

workfront®